


# MICROFOCUS X-RAY TUBES

## PRODUCT LINE CT



### Product image




Microfocus X-ray tube XWT-240-CT



XWT-190-CT with filter holder



19" rack for tube controller (optional)



JIMA resolution 2.0  $\mu\text{m}$ :  
160kV - 240kV tubes,  
3.0  $\mu\text{m}$ : 300kV tubes  
(in one direction)

### Technical data

Data	Product line CT				
Max. voltage (kV)	160	190	225	240	300
Min. voltage (kV)	20	20	20	20	50
Max. current (mA)	3.0	3.0	3.0	3.0	3.0
Min. current (mA)	0.05	0.05	0.05	0.05	0.05
Max. power, emission (Watt)	350	350	350	350	350
Max. power, target (Watt)	300	300	300	300	300
JIMA resolution ( $\mu\text{m}$ )*	2.0	2.0	2.0	2.0	3.0
Tube type	Reflection				
Target type	High Power				
Target material	Tungsten				
Min. focus-object-distance (FOD, mm)	4.0	4.0	4.0	4.0	4.0
Opening angle (approx. °)	30	30	30	30	30
Mounting length incl. 90° HV plug (mm)	709	709	779	870	905
Tube weight (approx. kg)	36	36	50	50	69

\* in one direction

### Highlights

- ▶ Ultimate tube power of 350 Watt / 300 kV
- ▶ Automatic Intensity Control (AIC) for continuous intensity of radiation
- ▶ Automatic tube calibration for optimum performance
- ▶ Cooling of tube head and turbo pump increases accuracy of CT scans
- ▶ Easy maintenance with adjusted ready-to-use click-in cathodes and automatic tube venting
- ▶ Unlimited lifetime

See our new catalogue **Options and Accessories** to find additional auxiliary equipment for your X-RAY WorX tube.

### Scope of delivery

- ▶ Open microfocus X-ray tube with reflection target, target cooling, turbo vacuum pump, vacuum gauge, and electronic drive unit
- ▶ Cooling elements for tube head and turbo pump
- ▶ High voltage generator and high voltage cable
- ▶ Prevacuum pump with vacuum hose
- ▶ Two cooling units with hoses and cooling agent
- ▶ Tube controller, power supplies, and safety relays on 19" mounting panels
- ▶ Target aperture with filter holder (including Al, Sn, and Cu filters of different thicknesses)
- ▶ Set of cables for electrical connection of X-ray tube and components
- ▶ Spare parts case, documentation, and operating software

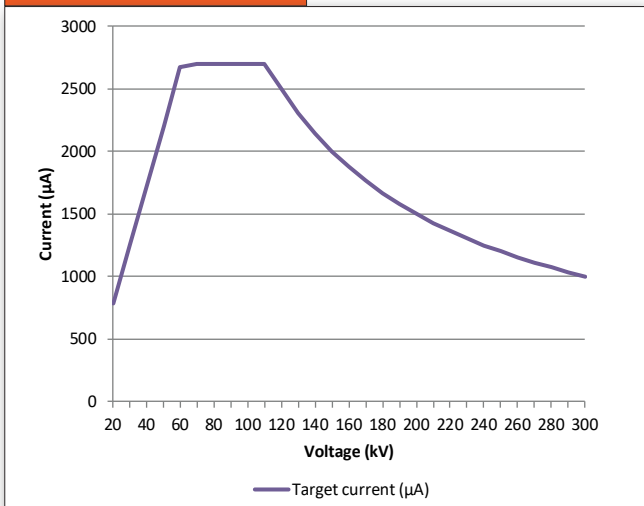
## Product Line CT

### Focal spot size

		Voltage [kV]						
		60	100	150	190	225	240	300
Target power [W]	50	60	75	60	50	50	50	50
	100	100	120	110	100	100	100	100
	150	150	200	150	150	150	140	140
	200		280	200	200	200	180	180
	250		350	250	250	250	250	250
	300			320	300	300	300	300

Focal spot sizes in microns ( $\mu\text{m}$ ) based on measurements according to EN 12543-5.

### Power rating chart



### Tube dimensions

